



FOOD AND AGRICULTURE
ORGANIZATION
OF THE UNITED NATIONS



Office of the Project Director Watersheds Cum-District Nodal Officer, GLIU, Baripada
FAO-GEF Assisted Green- Ag. Project, Odisha.
Mail. id- gliu.gap.od@gmail.com



Letter No: 128..... Date: 12/01/2024

To

The Director, Soil Conservation & Water Development- cum- State Project Nodal Officer,
Odisha, Bhubaneswar./
Director, IMAGE, Bhubaneswar/
Chief Development Officer-cum-EO, Zilla Parishad, Mayurbhanj/
Deputy Director, Similipal, Tiger Reserve, North/ South/
Divisional Forest Officer, Baripada/ Karanjia/ Rairangpur
Chief District Agriculture Officer-cum-Project Director, ATMA, Mayurbhanj/
Deputy Director of Horticulture, Mayurbhanj/
Asst. Director of Sericulture, Mayurbhanj/
Chief District Veterinary Officer, Mayurbhanj/
District Fisheries Officer, Mayurbhanj/
District Welfare Officer, Mayurbhanj/
District Social Welfare Officer, Mayurbhanj/
Head & Senior Scientist, KVK, Jashipur/
Head & Senior Scientist, KVK, Shamakhunta./
Vice-Chancellor, Maharaja Sriram Chandra Bhanj Deo University, Baripada/
State Technical Coordinator, SPMU, Green-Ag. Project, Bhubaneswar/
Project Administrator, ITDA, Baripada/
Project Administrator, ITDA, Karanjia/
Project Administrator, ITDA, Rairangpur/
Project Administrator, ITDA, Kaptipada/
Special Officer, HKMDA, Jasipur/
Gram Panchayat Heads of Similipal Biodiversity area.

Sub: Minutes of 6th District Level Technical Support Group (TSG) meeting of FAO-GEF
assisted Green-Ag Project-Reg.

Madam/Sir,

In inviting a kind reference to the above cited subject, I am to inform that, the 6th TSG
meeting of FAO-GEF assisted Green-Ag Project was held on 29.12.2023 at 11:00 A.M in the
Sammilani Kakhya of Collectorate, Mayurbhanj. The minutes of the meeting duly approved by
the Additional District Magistrate, Mayurbhanj is enclosed herewith for your kind information and
necessary action.

Encl: As above


Yours Faithfully,

Project Director, Watersheds
-cum- District Nodal Officer,
Green-Ag. Project, Mayurbhanj

Memo No. 129

Date: 12/01/2024

Copy submitted to the FAO Representative in India, New Delhi for kind information and necessary action.



**Project Director, Watersheds
-cum- District Nodal Officer,
Green-Ag. Project, Mayurbhanj.**

Memo No. 130

Date: 12/01/2024

Copy submitted to the Project Director, National Project Management Unit, Green-Ag. Project, New Delhi for kind information and necessary action.




**Project Director, Watersheds
-cum- District Nodal Officer,
Green-Ag. Project, Mayurbhanj**

Memo No. 131

Date: 12/01/2024

Copy submitted to the Nizarat Officer, Collectorate Mayurbhanj for kind information and necessary action.




**Project Director, Watersheds
-cum- District Nodal Officer,
Green-Ag. Project, Mayurbhanj**

Memo No. 132

Date: 12/01/2024

Copy submitted to the PA to Collector, Mayurbhanj for kind information of the Collector & District Magistrate, Mayurbhanj.



**Project Director, Watersheds
-cum- District Nodal Officer,
Green-Ag. Project, Mayurbhanj**

Memo No. 133

Date: 12/01/2024

Copy submitted to the PS to Chief Secretary, Odisha for kind information of Chief Secretary.




**Project Director, Watersheds
-cum- District Nodal Officer,
Green-Ag. Project, Mayurbhanj**

Memo No. 134

Date: 12/01/2024

Copy submitted to the Joint Secretary (RFS), Department of Agriculture, Cooperation & Farmers' Welfare, Ministry of Agriculture & Farmers' Welfare, Government Of India, Krishi Bhawan, New Delhi/ Joint Secretary (IC) & GEF OFP, Ministry of environment, Forest & climate change, Indira Paryavaran Bhawan, New Delhi for favour of kind information and necessary action.



**Project Director, Watersheds
-cum- District Nodal Officer,
Green-Ag. Project, Mayurbhanj**

Minutes of the 6th Technical Support Group (TSG) Meeting of the Green-Ag Project, Odisha, held on 29.12. 2023, at 11:00 AM at the Sammilani Kakshya of the Collectorate, Mayurbhanj, Baripada,

The 6th Technical Support Group (TSG) meeting of the Green-Ag Project, Odisha, was held under the Chairpersonship of Shri Akshay Sunil Agrawal, IAS, ADM Revenue Mayurbhanj, at 11:00 AM on December 29th, 2023, at the Sammilani Khakshya of the Collectorate, Mayurbhanj. The meeting was attended by CDO cum EO, Zilla Parisad, Mayurbhanj, Nodal Officers from different line departments and institutes including Agriculture, Horticulture, Fisheries, KVK Mayurbhanj- I, KVK Mayurbhanj-II, Forest & Environment, Animal Husbandry, Handlooms, Textiles & Handicraft, Pradan (NGO), Sambandh (NGO), SPMU, and the GLIU Team. The list of participants is annexed as Annexure 1.

At the outset, Shri. Siba Charan Jethy, Project Director, Watersheds Cum District Project Nodal Officer (DPNO), Mayurbhanj, Odisha, of the Green-Ag Project, welcomed the Chairperson and all members of TSG as well as other participating officers. He gave a briefing on the progress of the activities under the Green Ag Project and Green Land-scape Management Plan (GLMP) till 31.03.2027 and highlighted some of the administrative issues for approval:

Subsequently, Mr. Amarjeet Mishra, Team Leader and NRM Expert, GLIU, made a detailed presentation on agenda items, including discussion on the progress of activities approved under the Green Landscape Management Plan, approval of Green Landscape Management Plan for rest of the project period, up to March, 2027 and issues in implementation, and addition of 159 new villages (attached as Annexure-2) for approval by TSG.

The Committee deliberated on agenda-wise points and the following decisions were made:

1. Action Taken Report on the recommendations of 5th TSG Meeting:

The actions taken based on the minutes of the 5th TSG meeting held on July 07th, 2023, are as follows:

- i. Under sustainable agriculture practices, 150 no of vermicompost pit construction, training on preparation of on-farm organic inputs (Such as Jeevamruta, Panchagavya, Neemastra & Handikhata) to 1980 nos of farmers, SRI demonstration in 3 Ac of area, demonstration of intercropping millet with cowpea have been conducted in 3 Ac of area in 6 villages, cycle weeder to 20 nos. of WSHGs involved in millet cultivation, promotion of indigenous variety of green gram in 90 Ac (38 villages), mustard in 140 Ac (45 villages), chickpea in 60 Ac (35 Villages), two sustainable land management models, one GEF resource centre (Work under progress) etc were taken up.
- ii. Under convergence of Green-Ag with line department activities like promotion of indigenous variety of millet (Similipal var.) in 285.65 Ac area (OMM, DA & FE), sprinkler irrigation system to 49 vegetable growers in 56 ha of area (PMKSY, DA&FE), green manuring in 485 Ac of paddy field (State Plan-Dhanicha Demonstration, DA & FE), training on package of practices (Nursery sowing, Transplanting, IPM, INM to 367 millet farmers. (OMM, DA & FE), Desi poultry vaccination through SHGs – over 8000 nos. (F & ARD), vaccination of cattle population 3000 nos. for HSV, 3300 nos. for BQV, 4200 nos. for FMD (F & ARD), Vaccination in Goat population 8700 nos. of PPR & 3300 nos. for ENT (F & ARD), 30 nos. of deworming camps in 30 villages (F & ARD) were taken up.

- iii. Under improved livestock management practices activities like supply of 10000 nos. of Subabul to 400 nos. of Goat keepers for promotion of stall feeding and reduction of pressure on forest and demonstration of Perennial fodder in 3 Ac of area in 6 villages for dairy farmers were also achieved.
- iv. Convergence meeting have been conducted on dated 07.10.2023 and based on the inputs received from the line departments, GLMP for remaining periods have been prepared.
- v. Under documentation of local best practices and indigenous technologies, one farmer named Mr. Chandrasekhar Parida was identified who has conserved 106 local paddy varieties at Nuagan of Kaptipada block and it is decided to conduct research on parameters like drought resistance, lodging resistance, BPH resistance, viviparous germination resistance in coordination with OUAT as per the direction of Principle Secretary to Govt, DA & FE. Other best practices identified such as locally made auto suction drum for lifting water & local storage practices of Paddy & Pulses.
- vi. The success stories of Poultry Vaccination, Millet cultivation, Intercropping, Organic Farming, Eco clubs activities, Village Implementation Committee meetings which were documented presented in TSG.
- vii. Review meeting of Green-Ag project was held on dtd 07.09.2023 under the chairmanship of Additional District Magistrate, Revenue, Mayurbhanj.
- viii. Convergence report have been shared by all line departments for 17 blocks amounting to Rs. 1998.8861 Cr has been submitted to DSC,Odisha,BBSR

2. Approval of the minutes of Fifth Technical Support Group Meeting:

The minutes of the 5th Technical Support Group (TSG) meeting circulated to all members vide Letter No. 414 dated July 15, 2023 & was approved as no comments have been received from any quarter.

3. Work Plan to achieve Physical Project Targets (Up-to 2025-26)

Particular	Target	Achievements so far (in 66 Villages)	Balance
Area under sustainable water and land management	34200 Ha	18283 Ha	15917 Ha
No. of Households with sustainable agriculture practices	37500 HH	10782 HH	26718 HH
No. of Households with improved livestock management practices	22500 HH	8040 HH	14460 HH

Strategy for achieving the Target:

- Selection of cluster of additional Villages over 159 nos. (annexed as Annexure 2) covering 17 Blocks in 2nd phase.
- Recruitment of 50 nos of new CRPs from the existing Panel and conducting community consultation by end of Januray-2026 and formation of new 159 nos of VICs.
- All the 159 nos. of villages were selected in consultation with SIMILIPAL Tiger Reserve basing on fire vulnerability and poaching vulnerability was presented before TSG for approval.

4. Work Plan to achieve Financial Project Targets

- The total budget outlay for GLMP is Rs. 6.9 Crore. Out of which Rs 0.6188 Crores & Rs 0.78 Crores was planned in 4th & 5th TSG respectively and till date the total GLMP Plan is Rs. 1.40 Crore.

- Comprehensive GLMP for remaining project period amounting Rs. 5.79 Crore which was prepared in Convergence & Planning workshop with TSG members was presented before TSG and was approved. The details are annexed as **Annexure 3**.

5. Suggestive action for some issues

The TSG addressed the issues identified by GLIU which are as follows:

- The TSG approved 50 numbers of new positions of Community Resource Person (CRP) for smooth implementation of the project activity in new villages. It was decided to recruit the CRPs from the existing empaneled list which was prepared in the previous recruitment process to fulfill the requirement at an earliest.
- The TSG approved for engagement of community mobilizer at GP Level for monitoring of activities of CRPs at village level and record keeping of the activities.
- TSG also approved travelling allowances of Rs. 500/- per month for CRPs as they have to visit GP/Block offices from their posted village.
- An Assistant Finance Officer post was also approved for GLIU Office to assist the Budget & Finance Officer for smooth functioning of account section.
- After careful considerations and to achieve the project goal, it was decided to transfer funds as gap funding to different project partners like CDAO, CDVO, NGO-PRADAN, NGO-Sambandh, KVK (OUAT), DDH, VSS, OAIC, Sericulture and Forest & Environment Deptt. as per their indent and they have to submit the UC to GLIU after utilisation of money.
- The chair decided to conduct monthly meeting of TSG members for stock taking on progress of the approved activities and the issues.
- GLIP (Green Landscape Implementation Platform) will be set up at GP level, preferably, Panchayat Bhavan, it will serve as an information centre for a range of stakeholders on Green Landscape Management. The Community Mobilizer will be deployed as a full time paid human resource for management and operations of GLIP. In this regard, an office order from The Collector cum District Magistrate, Mayurbhanj cum Chairman, TSG, Green-Ag Project, Mayurbhanj, Odisha will be given to the GP offices to allocate appropriate space in the panchayat building for the same.

6. Any other discussions:

- CDO cum EO, Zilla Parishad Opined that the inputs for agriculture basically the seed should be supplied by the department in time & PD Watersheds to take necessary action for that.
- Senior scientist and Head KVK Mayurbhanj – II suggested to develop the natural farming unit at village level to meet the target of land under sustainable agriculture practices.
- The chair instructed the TSG members to issue the orders to grass root staffs to attend the monthly VIC meeting unfailingly and take part in planning & execution process at the village level from their respective department.
- CDO cum EO, Zilla Parishad suggested to take interventions as required by community and to create awareness on forest fire, poaching and human & wildlife conflict in the buffer area.
- All line department were instructed to share the information on convergence activities done from 2019-20 to till date in 1650 villages of 17 blocks of Similipal biosphere under Green-Ag Project.

The Meeting ended with vote of thanks to the Chair.


8/1/24
**Additional District Magistrate
Revenue, Mayurbhanj**

High Priority Areas (HPA)

(Annexure-2)

SI No.	DISTRICT	SUB_DIST	Block Name	VillageNAME	Gram Panchyat Name	Area (in Ha)	Population	HH
1	Mayurbhanj	Jashipur	Jashipur	Rajpal	Podagarh	106.035	162	39
2	Mayurbhanj	Jashipur	Jashipur	Bhadusole	Podagarh	125.904	385	87
3	Mayurbhanj	Jashipur	Jashipur	Palgoda	Podagarh	72.373	230	61
4	Mayurbhanj	Jashipur	Jashipur	Tingiriani	Podagarh	101.09	278	64
5	Mayurbhanj	Jashipur	Jashipur	Kundagad	Podagarh	93.853	157	39
6	Mayurbhanj	Jashipur	Jashipur	Brundeiposi	Podagarh	76.789	299	69
7	Mayurbhanj	Jashipur	Jashipur	Sanjhilli	Podagarh	42.49	119	30
8	Mayurbhanj	Jashipur	Jashipur	Madanmohanpur	Podagarh	201.449	247	60
9 ^o	Mayurbhanj	Jashipur	Jashipur	Podagarh	Podagarh	259.893	655	141
10	Mayurbhanj	Jashipur	Jashipur	Badsialinai	Durdura	289.967	645	172
11	Mayurbhanj	Jashipur	Jashipur	Sansialinai	Durdura	339.403	372	85
12	Mayurbhanj	Jashipur	Jashipur	Kalikaprasad	Dhalbani	188.444	418	81
13	Mayurbhanj	Jashipur	Jashipur	Tamakaşili	Dhalbani	58.14	87	17
14	Mayurbhanj	Jashipur	Jashipur	Olkudar	Dhalbani	97.446	394	94
15	Mayurbhanj	Jashipur	Jashipur	Kaliani	Dhalbani	170.255	334	70
16	Mayurbhanj	Jashipur	Jashipur	Uttaransa	Dhalbani	137.884	395	84
17	Mayurbhanj	Jashipur	Jashipur	Thakurgoda	Dhalbani	171.11	727	109
18	Mayurbhanj	Jashipur	Jashipur	Dhalabani	Dhalbani	370.811	1167	254
19	Mayurbhanj	Jashipur	Jashipur	Gopinathpur	Astakuanr	295.011	291	56
20	Mayurbhanj	Jashipur	Jashipur	Similipal	Astakuanr	447.282	487	107
21	Mayurbhanj	Jashipur	Jashipur	Budhabalanga	Astakuanr	398.379	314	55
22	Mayurbhanj	Jashipur	Jashipur	Astakuanr	Astakuanr	260.076	473	101
23	Mayurbhanj	Jashipur	Jashipur	Kukurbhuka	Astakuanr	939.458	408	82
24	Mayurbhanj	Jashipur	Jashipur	Makabadi	Astakuanr	246.575	306	60
25	Mayurbhanj	Jashipur	Jashipur	Saruda	Astakuanr	280.319	159	38
26	Mayurbhanj	Jashipur	Jashipur	Nikhirda	Astakuanr	195.449	84	17
27	Mayurbhanj	Jashipur	Jashipur	Bareipani	Barheipani	158.925	613	129
28	Mayurbhanj	Jashipur	Jashipur	Chakundakacha	Barheipani	26.245	53	13
29	Mayurbhanj	Jashipur	Jashipur	Asanabani	Barheipani	264.225	192	72
30	Mayurbhanj	Jashipur	Jashipur	Khejuria	Gurguria	266.196	478	105
31	Mayurbhanj	Jashipur	Jashipur	Bhradachua	Gurguria	76.405	105	21
32	Mayurbhanj	Jashipur	Jashipur	Badakasira	Gurguria	174.916	290	64
33	Mayurbhanj	Jashipur	Jashipur	Barigan	Gurguria	128.158	218	47
34	Mayurbhanj	Jashipur	Jashipur	Kumari	Gurguria	152.541	321	80
35	Mayurbhanj	Jashipur	Jashipur	Saharpat	Gurguria	175.478	345	76
36	Mayurbhanj	Kaptipada	Kaptipada	Katuria	Labanyadeipur	677.016	3148	665
37	Mayurbhanj	Kaptipada	Kaptipada	Sanadei	Labanyadeipur	129.366	724	165
38	Mayurbhanj	Kaptipada	Kaptipada	Gaipanikhiahill	Labanyadeipur	193.783	346	265
39	Mayurbhanj	Kaptipada	Kaptipada	Labanyadeipur	Labanyadeipur	798.709	2751	487
40	Mayurbhanj	Karanjia	Karanjia	Antasahi	Badgan	102.784	298	74
41	Mayurbhanj	Karanjia	Karanjia	Pahadmadak	Badgan	417.066	705	177
42	Mayurbhanj	Baripada Sadar	Shamakhunta	Kakarpani	kochilaghati	66.585	332	76
43	Mayurbhanj	Baripada Sadar	Shamakhunta	Khasadiha	kochilaghati	96.98	242	62

44	Mayurbhanj	Thakurmunda	Thakurmunda	Saleibeda	Saleibeda	523.888	929	199
45	Mayurbhanj	Thakurmunda	Thakurmunda	Edelbeda	Saleibeda	497.964	655	122
46	Mayurbhanj	Thakurmunda	Thakurmunda	Ranibhol	Saleibeda	279.241	419	109
47	Mayurbhanj	Thakurmunda	Thakurmunda	Kasibeda	Saleibeda	213.861	256	54
48	Mayurbhanj	Bangiriposi	Bangiriposi	Sorisapal	Sorispal	214.683	556	134
49	Mayurbhanj	Bangiriposi	Bangiriposi	Badnedam	Sorispal	50.704	116	27
50	Mayurbhanj	Bangiriposi	Bangiriposi	Sannedam	Sorispal	71.286	161	42
51	Mayurbhanj	Bangiriposi	Bangiriposi	Palasbani	Sorispal	128.114	314	83
52	Mayurbhanj	Bangiriposi	Bangiriposi	Jaladiha	Budhikhama ri	713.519	1940	442
53	Mayurbhanj	Bangiriposi	Bangiriposi	Masinabila	Budhikhama ri	216.985	557	129
54	Mayurbhanj	Bangiriposi	Bangiriposi	Gothanida	Budhikhama ri	245.136	560	105
55	Mayurbhanj	Bangiriposi	Bangiriposi	Khadikasul	Budhikhama ri	417.947	542	148
56	Mayurbhanj	Bangiriposi	Bangiriposi	Joka	Budhikhama ri	506.305	1479	366
57	Mayurbhanj	Bangiriposi	Bangiriposi	Rajabasa	Budhikhama ri	58.436	35	7
58	Mayurbhanj	Bangiriposi	Bangiriposi	Bholagadia	Nischinta	144.642	687	145
59	Mayurbhanj	Bangiriposi	Bangiriposi	Gohirapal	Nischinta	245.279	632	164
60	Mayurbhanj	Bangiriposi	Bangiriposi	Sirasahi	Nischinta	147.947	177	53
61	Mayurbhanj	Bangiriposi	Bangiriposi	Talbandh	Brahmangao n	141.338	545	125
62	Mayurbhanj	Bangiriposi	Bangiriposi	Basukitala	Brahmangao n	71.426	184	53
63	Mayurbhanj	Bangiriposi	Bangiriposi	Kadamdiha	Brahmangao n	15.862	133	44
64	Mayurbhanj	Bangiriposi	Bangiriposi	Baliadhipa	Brahmangao n	39.757	234	53
65	Mayurbhanj	Bangiriposi	Bangiriposi	Beguniabandh	Brahmangao n	161.65	292	70
66	Mayurbhanj	Bangiriposi	Bangiriposi	Charabandh	Brahmangao n	144.675	507	100
67	Mayurbhanj	Bangiriposi	Bangiriposi	Dhadipani	Brahmangao n	75.231	106	26
68	Mayurbhanj	Bangiriposi	Bangiriposi	Bhagirathipur	Brahmangao n	94.008	189	44
69	Mayurbhanj	Bangiriposi	Bangiriposi	Chandbil	Brahmangao n	167.617	323	77
70	Mayurbhanj	Bangiriposi	Bangiriposi	Bautia	Brahmangao n	106.419	314	69
71	Mayurbhanj	Bangiriposi	Bangiriposi	Hatibari	Brahmangao n	70.882	73	18
72	Mayurbhanj	Bangiriposi	Bangiriposi	Sarbania	Brahmangao n	124.808	172	34
73	Mayurbhanj	Bangiriposi	Bangiriposi	Dumuhani	Brahmangao n	133.174	300	73

74	Mayurbhanj	Bangiriposi	Bangiriposi	Ghatkuanri	Brahmangao n	132.941	607	174
75	Mayurbhanj	Bangiriposi	Bangiriposi	Brahmangan	Brahmangao n	79.091	642	158
76	Mayurbhanj	Bangiriposi	Bangiriposi	Rengalbeda	Brahmangao n	122.205	252	52
77	Mayurbhanj	Bangiriposi	Bangiriposi	Salghati	Brahmangao n	78.906	238	56
78	Mayurbhanj	Bangiriposi	Bangiriposi	Dantiakacha	Brahmangao n	70.778	88	20
79	Mayurbhanj	Bangiriposi	Bangiriposi	Majhigan	Brahmangao n	83.635	828	48
80	Mayurbhanj	Bisoi	Bisoi	Allapani	Badmanada	190.768	624	140
81	Mayurbhanj	Bisoi	Bisoi	Chadripahadi	Badmanada	184.506	278	67
82	Mayurbhanj	Bisoi	Bisoi	Jambani	Badmanada	103.977	188	42
83	Mayurbhanj	Bisoi	Bisoi	Rengalbeda	Badmanada	191.627	524	90
84	Mayurbhanj	Bisoi	Bisoi	Tambajhari	Badmanada	177.386	283	64
85	Mayurbhanj	Bisoi	Bisoi	Tamal Bandha	Nuagaon	317.317	759	189
86	Mayurbhanj	Bisoi	Bisoi	Baghiatagar	Nuagaon	45.509	179	35
87	Mayurbhanj	Bisoi	Bisoi	Mayurbeka	Nuagaon	88.96	178	38
88	Mayurbhanj	Bisoi	Bisoi	Dumurdiha	Nuagaon	292.005	884	210
89	Mayurbhanj	Bisoi	Bisoi	Kasipani	Bhatchhatar	56.518	150	37
90	Mayurbhanj	Bisoi	Bisoi	Talakbadi	Bhatchhatar	276.393	588	120
91	Mayurbhanj	Bisoi	Bisoi	Rugudidihi	Bhatchhatar	335.797	518	119
92	Mayurbhanj	Bisoi	Bisoi	Sanrangamatia	Bhatchhatar	73.958	119	24
93	Mayurbhanj	Bisoi	Bisoi	Kendumara	Bhatchhatar	101.776	318	81
94	Mayurbhanj	Bisoi	Bisoi	Hatichhad	Khadambeda	241.429	397	98
95	Mayurbhanj	Bisoi	Bisoi	Duarsuni	Khadambeda	526.735	267	53
96	Mayurbhanj	Bisoi	Bisoi	Rajabasa	Khadambeda	85.904	223	57
97	Mayurbhanj	Barsahi	BADASAH	JADUNATHPUR	Chandancha turi	54.763	647	136
98	Mayurbhanj	Barsahi	BADASAH	JADUNATHPUR	Chekamara	328.362	168	46
99	Mayurbhanj	Barsahi	BADASAH	JADUNATHPUR	Hinjalgaria	157.987	231	58
100	Mayurbhanj	Barsahi	BADASAH	JADUNATHPUR	Jadunathpur	131.559	3322	824
101	Mayurbhanj	Barsahi	BADASAH	JADUNATHPUR	Rautraipur	34.218	237	53
102	Mayurbhanj	Bahalda	BAHALDA	ANLAJODI	Anlajodi	183.494	821	280
103	Mayurbhanj	Bahalda	BAHALDA	ANLAJODI	Dakadihi	175.044	543	125
104	Mayurbhanj	Bahalda	BAHALDA	ANLAJODI	Dakadihi	175.044	543	125
105	Mayurbhanj	Bahalda	BAHALDA	ANLAJODI	Neunti	38.796	352	91

106	Mayurbhanj	Gorumahisani	BIJATALA	CHADHEIPAHADI	Bhimkhanda	147.143	321	74
107	Mayurbhanj	Gorumahisani	BIJATALA	CHADHEIPAHADI	Dumurikudara	214.511	453	93
108	Mayurbhanj	Gorumahisani	BIJATALA	CHADHEIPAHADI	Pahadpur	68.942	175	44
109	Mayurbhanj	Gorumahisani	BIJATALA	CHADHEIPAHADI	Budamara	84.085	129	35
110	Mayurbhanj	Jashipur	JOSHIPUR	ASTAKUANR	Balarampur	658.821	409	82
111	Mayurbhanj	Jashipur	JOSHIPUR	ASTAKUANR	Lembujharan	159.722	145	28
112	Mayurbhanj	Jashipur	JOSHIPUR	ASTAKUANR	Naana	428.492	1250	80
113	Mayurbhanj	Jashipur	JOSHIPUR	BAREHIPANI	Badasoki	107.658	256	55
114	Mayurbhanj	Jashipur	JOSHIPUR	BAREHIPANI	Bandirabasa	122.898	312	63
115	Mayurbhanj	Jashipur	JOSHIPUR	BAREHIPANI	Barsia	356.031	526	103
116	Mayurbhanj	Jashipur	JOSHIPUR	BAREHIPANI	Fulabadia	175.298	146	30
117	Mayurbhanj	Jashipur	JOSHIPUR	BAREHIPANI	Haladia	186.661	161	35
118	Mayurbhanj	Jashipur	JOSHIPUR	BAREHIPANI	Jajadihi	75.329	182	30
119	Mayurbhanj	Jashipur	JOSHIPUR	BAREHIPANI	Kolha	221.84	284	57
120	Mayurbhanj	Jashipur	JOSHIPUR	BAREHIPANI	Kuljodi	39.869	60	16
121	Mayurbhanj	Jashipur	JOSHIPUR	BAREHIPANI	Nuniagoda	162.16	223	41
122	Mayurbhanj	Jashipur	JOSHIPUR	BAREHIPANI	Rautala	108.767	323	72
123	Mayurbhanj	Jashipur	JOSHIPUR	GUDUGUDIA	Bakua	114.482	104	17
124	Mayurbhanj	Jashipur	JOSHIPUR	GUDUGUDIA	Barigan	128.158	218	47
125	Mayurbhanj	Jashipur	JOSHIPUR	GUDUGUDIA	Bilapaka	87.8	254	62
126	Mayurbhanj	Jashipur	JOSHIPUR	GUDUGUDIA	Chandikhaman	89.398	197	36
127	Mayurbhanj	Jashipur	JOSHIPUR	GUDUGUDIA	Gudgudia	143.584	701	144
128	Mayurbhanj	Jashipur	JOSHIPUR	GUDUGUDIA	Khediadunguri	92.591	126	23
129	Mayurbhanj	Jashipur	JOSHIPUR	GUDUGUDIA	Kuanribil	292.67	506	105
130	Mayurbhanj	Jashipur	JOSHIPUR	GUDUGUDIA	Kumari	152.541	321	80
131	Mayurbhanj	Jashipur	JOSHIPUR	GUDUGUDIA	Kundabil	143.45	423	83
132	Mayurbhanj	Jashipur	JOSHIPUR	GUDUGUDIA	Kusumi	139.078	302	61
133	Mayurbhanj	Jashipur	JOSHIPUR	GUDUGUDIA	Netraghosra	136.724	110	24
134	Mayurbhanj	Khunta	KHUNTA	BADPATHARA	Bahalda	487.198	1132	280
135	Mayurbhanj	Khunta	KHUNTA	BADPATHARA	Hinjalgadia	74.058	340	70
136	Mayurbhanj	Khunta	KHUNTA	BHOLAGADIA	Bholagadia	468.3	1734	448
137	Mayurbhanj	Khunta	KHUNTA	DENGAM	Baniabasa	50.93	723	167
138	Mayurbhanj	Khunta	KHUNTA	DENGAM	Dengam	20.059	543	152
139	Mayurbhanj	Khunta	KHUNTA	DENGAM	Jadidar	35.766	120	28
140	Mayurbhanj	Khunta	KHUNTA	DENGAM	Mahuldihi	129.608	464	89
141	Mayurbhanj	Khunta	KHUNTA	DENGAM	Srirampur	120.444	388	95
142	Mayurbhanj	Khunta	KHUNTA	SAPANCHUA	Agnikumari	83.947	430	104
143	Mayurbhanj	Khunta	KHUNTA	SAPANCHUA	Subarnamanjari	156.312	371	83
144	Mayurbhanj	Khunta	KHUNTA	SAPANCHUA	Sunpokhari	192.016	496	120

145	Mayurbhanj	Koliana	KULIANA	GENDAPOKHARI	Gendapokhari	224.229	528	119
146	Mayurbhanj	Koliana	KULIANA	GENDAPOKHARI	Jagannathpur	201.67	444	107
147	Mayurbhanj	Koliana	KULIANA	GENDAPOKHARI	Patharghera	344.36	487	116
148	Mayurbhanj	Koliana	KULIANA	GENDAPOKHARI	Jhilidam	189.805	352	83
149	Mayurbhanj	Badampahar	KUSUMI	CHUAPANI	Bhuyanbasa	162.228	136	35
150	Mayurbhanj	Badampahar	KUSUMI	CHUAPANI	Netrajharan	68.284	95	22
151	Mayurbhanj	Badampahar	KUSUMI	CHUAPANI	Purunapani	361.073	1471	362
152	Mayurbhanj	Badampahar	KUSUMI	CHUAPANI	Bhagabandi	352.493	874	183
153	Mayurbhanj	Gorumahisani	RAIRANGPUR	KULEISILA	Kalasisbhang a	158.151	342	87
154	Mayurbhanj	Gorumahisani	RAIRANGPUR	KULEISILA	Chhatraman dal	194.825	407	105
155	Mayurbhanj	Gorumahisani	RAIRANGPUR	KULEISILA	Bhesrakacha	95.121	201	50
156	Mayurbhanj	Jharpokharia	SARASKANA	JOKA	Ambadiha	0.059	817	191
157	Mayurbhanj	Jharpokharia	SARASKANA	JOKA	Hill block-1	1524.397	76	14
158	Mayurbhanj	Jharpokharia	SARASKANA	RAJALOKA	Anlatoda	14.574	391	104
159	Mayurbhanj	Jharpokharia	SARASKANA	RAJALOKA	Krushnacha ndrapur	78.537	566	110
					<i>Total</i>	31658.582	72682	16419

GS
29.12.23

Project Director
Watersheds-cum-District Project Nodal Officer
Green- Ag Project, Mayurbhanj, Baripada

Annexure-3

Green Landscape Management Plan (GLMP) of Green Ag Project, Odisha on Agriculture and allied activities from 3rd quarter, 2023-24 to 4th quarter, 2026-27.

Sl.No	Priority activity	Area (Ac) /nos	Unit cost (Rs)	Total Budget (Rs)	Convergence from existing Govt programme (Rs)/ contribution	Gap fund from Green Ag (Rs)	Farmers contribution (Rs)	Nodal Deptt./Agency for convergence	Scheme / Programme	No of villages	No of farmers	Focal Area
1	Incentives for Heirloom -organic vegetable cultivation (bottle gourd, okra, pumpkin, Greens, ivy gourds, parwal etc) (ac)	300	2000	600000	0	600000	0	DoH	Organic veg cultivation by Green-Ag	66	1350	Biodiversity cons
2	Incentive towards Local organic Maize cultivation (ac)	20	5000	100000	50000	50000	0	Sambandh	Organic farming by Green-Ag	10	30	Biodiversity cons
3	Incentives towards Local mustard cultivation (ac)	150	2000	300000	0	300000	0	DA&FE	Rice fallow mgt by Green-Ag	30	610	Biodiversity cons
4	Promotion of Floriculture (Marigold)	2	16000	32000	24000	4000	4000	DoH	Floriculture mission (MIDH & Empowerment of women in Agriculture)	2	20	Climate change mitigation
5	Incentives for Local Jhain mung conservation & expansion in rabi season. (ac)	200	2000	400000	0	400000	0	Farmers	Rice fallow mgt by Green-Ag	20	400	Biodiversity cons
6	Rice fallow Management (ac)	660	9000	5940000	5940000	0	0	DA&FE	Rice fallow mgt	66	1800	Climate change mitigation
7	Incentive for 0.5 HP Solar pumps (nos)	12	55000	660000	504000	78000	78000	OAIC	Farm mechanization	12	12	Climate change mitigation
8	Excavation of Farm ponds (nos)	400	200000	80000000	80000000	0	0	DS&WD	MGNREGA	66	400	Climate change mitigation
Sub-Total		C.O		88032000	86518000	1432000	82000			272	4622	

Sl.No	Priority activity	Area(Ac)/nos	Unit cost(Rs)	Total Budget (Rs)	Convergence from existing Govt programme (Rs)/ contribution	Gap fund from Green Ag (Rs)	Farmers contribution (Rs)	Nodal Deptt./Agency for convergence	Scheme / Programme	No of villages	No of farmers	Focal Area
	Sub-Total B. F			88032000	86518000	1432000	82000			272	4622	
9	Incentive for Pyra cropping(ac)	132	2000	264000	0	264000	0	DA&FE	Rice fallow mgt by Green-Ag	20	380	Climate change mitigation
10	Incentive for sericulture farmers(nos)	30	10000	300000	150000	150000	0	DoHTH	OMBADC	5	30	Sus forest Management
11	Incentive for expansion of backyard local duckery(no of farmers) (10+1) with night shelter	330	4000	1320000	0	1320000	0	F&ARD	Duckery promotion by Green-Ag	66	330	Bio div cons
12	Incentive to green volunteers for control of forest fire(nos)	132	6000	792000	0	792000	0	F&Env	Forest management by Green-ag	66	132	Sus forest Management
13	Bio-Fortified compost pit(nos)	660	6000	3960000	1980000	1980000	0	Sambandh	Organic farming by Green-Ag	66	660	Climate change mitigation
14	Vermi compost pit(nos)	342	6000	2052000	2052000	0	0	DS&WD	RKVY	12	342	Climate change mitigation
15	10% models in paddy fields for drought mitigation (nos)	340	40000	13600000	5100000	8500000	0	DS&WD	MGNREGA	66	340	Climate change mitigation
16	SMC works on Govt land including recharge pit & trenches(ac)	330	30000	9900000	9900000	0	0	DS&WD	MGNREGA	66	750	Climate change mitigation
17	Incentives for SRI (nos)	132	5000	660000	330000	330000	0	Sambandh	SRI by Green-Ag	12	132	Climate change mitigation
18	Incentives for Bamboo plantation(ac)	132	20000	2640000	2508000	132000	0	Farmers	Bamboo mission by Green-Ag	40	550	Bio div cons
	Sub-Total C.O			123520000	108538000	14900000	82000			691	8268	

Sl.No	Priority activity	Area(Ac)/nos	Unit cost(Rs)	Total Budget (Rs)	Convergence from existing Govt programme (Rs)/ contribution	Gap fund from Green Ag (Rs)	Farmers contribution (Rs)	Nodal Deptt./Agency for convergence	Scheme / Programme	No of villages	No of farmers	Focal Area
Sub-Total B. F				123520000	108538000	14900000	82000			691	8268	
19	Local Bamboo nursery(nos)	8	20000	160000	80000	80000	0	Sambandh	Bamboo mission	4	8	Bio div cons
20	FFS on INM &IPM in vegetables(nos)	50	42795	2139750	1839750	300000	0	Sambandh	Green Ag gap fund	66	1500	Prev land degradation
21	Incentives for Pond based IFS (nos)	132	6000	792000	132000	660000	0	DA&FE	Int farming	66	132	Climate change mitigation
22	RAD under RKVY(ac)	342	30000	10260000	10260000	0	0	DS&WD	RKVY	12	1000	Climate change mitigation
23	RF to SHG for nursery(nos)	2	25000	50000	50000	0	0	DS&WD	RKVY	2	20	Bio div cons
24	Land Development &diversion bund for control of soil erosion(ac)	330	20000	6600000	6600000	0	0	DS&WD	MGNREGA	66	750	Climate change mitigation
25	Water harvesting structures /check dam for life saving irrigation(nos)	4	800000	3200000	800000	2400000	0	DS&WD	Irrigation	4	400	Climate change mitigation
26	Recharge pit & tube well gardening(nos)	132	10000	1320000	660000	660000	0	Sambandh	Green Ag gap fund	66	600	Climate change mitigation
27	Local aromatic rice cultivation(ac)	330	48000	15840000	15840000	0	0	DA&FE	Special scheme for Aromatic rice	66	270	Bio div cons
28	Goatery Management	132	50000	6600000	6600000	0	0	PR	MGNREGA	66	132	Bio div cons
29	Incentive for local buck for black bengal goat/sheep population conservation(nos)	66	12000	792000	0	660000	132000	F&ARD	Promotion of Small ruminant by Green-Ag	66	66	Bio div cons
30	Promotion of Natural Farming (ac)	2500	2218.4	5546000	2121000	3425000	0	DA&FE	Organic farming	66	1000	Prev land degradation
31	Introduction of cassava(tapioca)(ac)	66	2000	132000	32000	100000	0	DA&FE	root & tuber crops	66	200	Bio div cons
Sub-Total C.O				176951750	153552750	23185000	214000			1307	14346	

Sl.No	Priority activity	Area(Ac) /nos	Unit cost(Rs)	Total Budget (Rs)	Convergence from existing Govt programme (Rs)/ contribution	Gap fund from Green Ag (Rs)	Farmers contribution (Rs)	Nodal Deptt./Agency for convergence	Scheme / Programme	No of villages	No of farmers	Focal Area
	Sub-Total B. F			176951750	153552750	231850000	214000			1307	14346	
32	Organic millet cultivation(ragi/jowar/bajra)(ac)	330	3000	990000	0	990000	0	DA&FE	OMM	66	660	Climate change mitigation
33	Incentive for IPM -Trap, Bio- bio pesticides and other cultural practices	330	1008	332640	0	332640	0	DA&FE	Green Ag gap fund	66	132	Prev land degradation
34	Natural-high density Miyawaki forest plantation(ac)	165	70000	11550000	4950000	6600000	0	F&Env	Afforestation	40	165	Sus forest Management
35	Incentives for paddy bund arhar(ac)	132	2000	264000	132000	132000	0	DA&FE	Bund plantation by Green-Ag	60	132	Climate change mitigation
36	Incentives to VSS for NRM works(no of VSS)	21	200000	4200000	2100000	2100000	0	F&Env	OFSDP	21	336	Prev land degradation
37	CB activities on antipoaching & forest fire (no of meetings)	132	10000	1320000	0	1320000	0	F&Env	OFSDP	66	3960	Sus forest Management
38	Support for forest fire control	132	10000	1320000	0	1320000	0	F&Env	Forest management by Green-ag	66	132	Sus forest Management
39	Incentive for purchase of net for clean mahua collection & reduction of forest fire(nos)	660	4000	2640000	700000	1940000	0	Sambandh	JFM	66	660	Sus forest Management
40	Initiatives for conservation of local swine population(no of farmers) (3+1)	330	8000	2640000	0	1980000	660000	F&ARD	Piggery promotion by Green-Ag	66	330	Bio div cons
41	Initiatives for Back yard dryland horticulture(apple ber,custard apple,papaya,drumstick)(no of farmers)	1320	100	132000	66000	66000	0	DoH		66	1320	Climate change mitigation
	Sub-Total C.O			202340390	161500750	39965640	874000			1890	22173	


Sl.No	Priority activity	Area(Ac)/nos	Unit cost(Rs)	Total Budget (Rs)	Convergence from existing Govt programme (Rs)/ contribution	Gap fund from Green Ag (Rs)	Farmers contribution (Rs)	Nodal Deptt./Agency for convergence	Scheme / Programme	No of villages	No of farmers	Focal Area
Sub-Total B. F				202340390	161500750	39965640	874000			1890	22173	
42	Incentives for mixed/inter cropping.	132	1000	132000	66000	66000	0	Sambandh	Organic farming by Green-Ag	66	270	Climate change mitigation
43	Incentives for ground water recharge structure(ac)	198	20000	3960000	3960000	0	0	DS&WD	MGNREGA	66	3300	Climate change mitigation
44	Incentives for pulse cultivation(black gram) on unbunded uplands for soil fertility management(ac)	132	2000	264000	0	264000	0	DA&FE	Rice fallow mgt by Green-Ag	66	270	Prev land degradation
45	Incentives for pine apple cultivation on slopy land in semi shade condition (ac)	132	12000	1584000	264000	1320000		DoH	Fruit mission	66	300	Climate change mitigation
46	Mushroom cultivation by SHGs for paddy straw recycling(nos)	10	10000	100000	80000	20000		DoH	Area Expansion under Mushroom Cultivation State Plan Scheme-"3595-Empowerment of Women in Agriculture-Promotion of Entrepreneurship for women SHG"	10	100	Climate change mitigation
47	Incentives for Agro forestry on bunds	132	4000	528000	528000	0	0	DS&WD	Agroforestry	66	270	Climate change mitigation
Sub-Total C.O				208908390	166398750	41635640	874000			2230	26683	


Sl.No	Priority activity	Area(Ac /nos)	Unit cost(Rs)	Total Budget (Rs)	Convergence from existing Govt programme (Rs)/ contribution	Gap fund from Green Ag (Rs)	Farmers contribution (Rs)	Nodal Deptt./Agency for convergence	Scheme / Programme	No of villages	No of farmers	Focal Area
	Sub-Total B. F			208908390	166398750	41635640	874000			2230	26683	
48	Incentives for Integrated fishery (nos)	479	16000	7664000	4598400	2395000	670600	F&ARD	Int fishery	62	330	Bio div cons
49	Promotion of Spices cultivation (Black pepper) (in Ac)	30	20000	600000	240000	10000	350000	DoH	Development of Potato, Vegetables & Spices.	30	250	Climate change mitigation
50	Promotion of Spices cultivation (Coriander) (in Ac)	30	20000	600000	240000	15000	345000	DoH	Development of Potato, Vegetables & Spices.			
51	Promotion of Spices cultivation (Fenugreek) (in Ac)	30	20000	600000	240000	15000	345000	DoH	Development of Potato, Vegetables & Spices.	30	250	Climate change mitigation
52	Promotion of Spices(Onion, Garlic)(in ac)	66	58000	3828000	1531200	33000	2263800	DoH	Development of Potato, Vegetables & Spices.	66	270	Bio div cons
53	1st Year Maintenance of Miyawaki plantation(ac)	4	60000	240000	40000	200000		F&Env	Afforestation	2	4	Sus forest Management
54	GEF resource centre as demo(no)	1	1000000	1000000	0	1000000	0	KVK	Green Ag gap fund	1	300	Bio div cons
55	Incentives for arjun saplings for plantation by sericulture farmers (ac)	100	12000	1200000	200000	1000000		DoH	MGNREGA	5	200	Sus forest Management
	Sub-Total C.O			224640390	173488350	46303640	4848400			2426	28287	

Sl.No	Priority activity	Area(Ac)/nos	Unit cost(Rs)	Total Budget (Rs)	Convergence from existing Govt programme (Rs)/ contribution	Gap fund from Green Ag (Rs)	Farmers contribution (Rs)	Nodal Deptt./Agency for convergence	Scheme / Programme	No of villages	No of farmers	Focal Area
	Sub-Total B.F			224640390	173488350	46303640	4848400			2426	28287	
56	Incentives for Yam/EFY/colocassia with minimum tillage as strip cropping for control of soil erosion(ac)	66	5000	330000	30000	300000		DoH	Root & tuber crop Dev	66	270	Climate change mitigation
57	Contour hedges with sabai/lemon grass across the slope for checking soil erosion(ac)	132	20000	2640000	2640000	0	0	PR	MGNREGA	66	750	Prev land degradation
58	Promotion of Spices (Ginger)	30	40000	1200000	480000	720000	0	DoH	Spice mission	66	270	Bio div cons
59	Promotion of Spices (Turmeric)	30	40000	1200000	480000	720000	0	DoH	Spice mission	66	270	Bio div cons
60	Incentives for loose boulder structures to check soil erosion(nos)	330	10000	3300000	3300000	0	0	PR	MGNREGA	66	1200	Prev land degradation
61	Incentives for seasonal fodder cultivation for fodder & to enrich soil (ac)	33	5000	165000	65000	100000	0	F&ARD	Fodder Dev	33	130	Prev land degradation
62	Irrigation by gravity water (nos)	4	250000	1000000	200000	800000		OAIC	Jalanidhi	4	800	Climate change mitigation
63	Promotion of Vegetables (Sweet Potato) (in ac)	66	58000	3828000	1531200	158400	2138400	DoH	State sector scheme for dev of potato,veg & spices	66	270	Bio div cons
64	Replacement of paddy seeds with drought &BPH resistant sahabhagi var paddy(ac)	660	600	396000	0	396000	0	DA&FE	Local Seed replacement by Green-Ag	66	1320	Climate change mitigation
	Sub-Total C.O			238699390	182214550	49498040	6986800			2925	33567	

Sl.No	Priority activity	Area(Ac)/nos	Unit cost(Rs)	Total Budget (Rs)	Convergence from existing Govt programme (Rs)/ contribution	Gap fund from Green Ag (Rs)	Farmers contribution (Rs)	Nodal Deptt./Agency for convergence	Scheme / Programme	No of villages	No of farmers	Focal Area
Sub-Total B. F				238699390	182214550	49498040	6986800			2925	33567	
65	Incentives for promotion of local veg banana cultivation(ac)	60	8000	480000	0	480000	0	DoH	Local Banana dev by Green-Ag	12	180	Bio div cons
66	Incentives for local poultry night shelter & vaccination (nos) (10+1) with cage	250	6000	1500000	0	1169920	330080	F&ARD	Local Poultry dev by Green-Ag	66	330	Bio div cons
67	Incentives for heirloom TL seed production & supply(ac)	66	12000	792000	132000	660000		Sambandh	Seed production	66	100	Bio div cons
68	Incentives for Azolla cultivation for green manuring & cattle feed(nos)	132	4000	528000	0	528000		KVK	Feed Management by Green-Ag	66	132	Climate change mitigation
69	Incentives for use of bio fertilizers such as Rhizobium, azotobacter, azospirillum, PSB etc(nos)	330	1000	330000	215000	115000	0	DA&FE	Green Ag gap fund	66	330	Prev land degradation
70	Land Utilization through cashew plantation	100	250000	25000000	25000000	0	0	DS&WD	MGNREGA	10	150	Climate change mitigation
71	Sustainable land management model	5	1000000	5000000	300000	4700000	0	DS&WD	Green Ag gap fund	3	1800	Prev land degradation
72	Supply of Subabul Sappling (no of sapling)	10000	16	160000	0	160000	0	F&ARD	Green Ag gap fund	66	400	Bio div cons
73	Demonstration of Perennial Fodder	6	20000	120000	0	120000	0	F&ARD	Green Ag gap fund	6	12	Bio div cons
74	Prophylactic vaccination of cattles in Similipal Biosphere	1 camp	25000	275000	50000	225000	0	F&Env	CSSPT	22		Bio div cons
Sub-Total C.O				272884390	207911550	57655960	7316880			3308	37001	

Sl.No	Priority activity	Area (Ac) /nos	Unit cost (Rs)	Total Budget (Rs)	Convergence from existing Govt programme (Rs)/ contribution	Gap fund from Green Ag (Rs)	Farmers contribution (Rs)	Nodal Deptt./Agency for convergence	Scheme / Programme	No of villages	No of farmers	Focal Area
	Sub-Total B. F			272884390	207911550	57655960	7316880			3308	37001	
75	Promotion of Jaiwik Bazaar	1	180000	180000	100000	80000	0	Sambandh	Organic Farming by Green-Ag	44		Climate change mitigation
76	Strengthening Indegenous Goat rearing	25000	20	500000	0		0	F&ARD	Green Ag gap fund	66		Bio-diversity Conservation
77	Logistics support for Indigenous poultry vaccination	50	1000	50000	0	50000	0	F&ARD	Green Ag gap fund	66		Bio-diversity Conservation
78	Promotion of Backyard 2 Mango, 2 Jackfruit, 3 Drumstick, 3 Papaya	1340	224	300160	150080	150080	0	DA&FE	Green Ag gap fund	159	1340	Climate change mitigation
	G -TOTAL			273914550	208161630	57936040	7316880			3643	38341	


Project Director, Watersheds
-cum- District Nodal Officer,
Green-Ag. Project, Mayurbhanj


Chairperson TSG Green-Ag, Project, Odisha
Mayurbhanj.